



Portable Equine Nebuliser System

INSTRUCTIONS FOR USE



Intended Use

The Flexineb is a portable equine nebuliser system intended to aerosolize veterinarian prescribed liquid solutions into a fine mist for inhalation into the airways of the horse. The end user is liable for the safe operation of the Flexineb and its parts as outlined in the Instructions for Use. Medications must be prescribed by a veterinarian and end users should follow the advice of their veterinarian at all times.

Safety Information

When using the Flexineb for the first time remember it is the first time for the horse too so caution is advised. Softly place the Flexineb over the horses' nose and mouth with the bottom exit valve open so the horse can breathe normally. Push up until the nostrils are covered and a seal is made around the nose and mouth. Once the horse is breathing normally and is getting used to the Flexineb, shut the bottom valve by twisting the exit valve and commence treatment. If the horse is resisting the mask be patient and let them look at it and smell it before attempting to fit the mask again. If the horse starts to get scared during treatment, slightly open the exit valve so more air is being inhaled. Close the valve again once the horse is relaxed.

In an emergency situation the exit valve on the bottom of the mask can be pulled out to allow the horse breathe freely. Although the mask material is soft and flexible the front aerosol chamber and battery controller is hard plastic therefore caregivers should be mindful of the risk posed by the horse shaking its head with the Flexineb fitted.

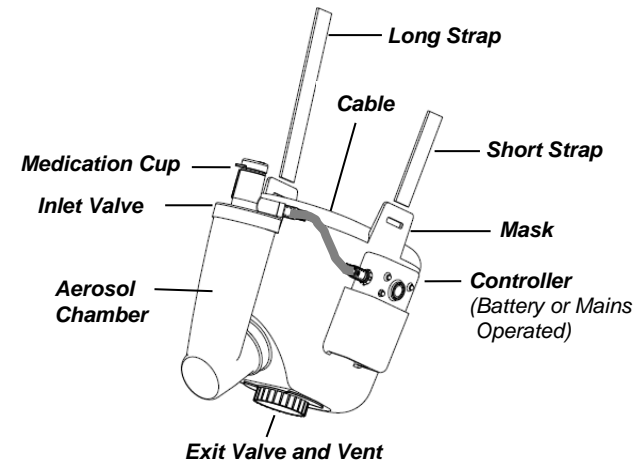


Figure 1: Flexineb Nebuliser

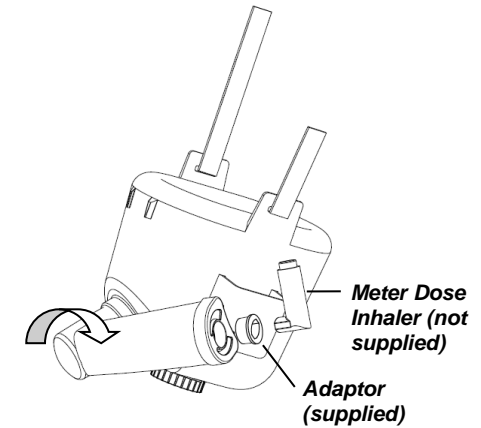


Figure 2: Flexineb MDI Use

Instructions for Use

Flexineb Nebuliser (Fig. 1):

1. Please read the *Intended Use, Safety Information and Maintenance sections* before using Flexineb
2. Check Inlet and Exit Valves are moving freely before placing the Mask on the horse
3. Rotate and open the Vent at bottom of Mask to allow the horse become familiar with the device
4. Fill the Medication Cup strictly following advice of your veterinarian
5. Close the vent in the bottom of the Mask when the horse is familiar with the Mask
6. Switch on the Controller and nebulisation will begin after a few seconds
7. You will see the Aerosol Chamber fill with aerosol and empty when the horse inhales
8. The Controller will time out after approximately 18 minutes or it can be switched off manually
9. To re-charge the battery only use the Nortev supplied charger

Flexineb MDI Use (Fig. 2):

1. Remove the Controller, Cable and Medication Cup
2. Plug the supplied Adaptor into the port on top of the Aerosol Chamber
3. Rotate the Aerosol Chamber to the horizontal position
4. Insert the MDI and administer medication following the advice of your veterinarian

Technical Information

Flow Rate:

Typically ≥ 1.0 ml/min with 0.9% NaCl solution. The flow rate is dependent on the drug used.

Aerosol Particle Size:

Typically 70% of particles generated are less than 5 microns VMD measured using Malvern Spraytech with 0.9% NaCl solution.

Medication Cup Volume:

The medication cup will hold 10ml of liquid but is expandable to 30ml using the plug in extension cup supplied. The controller has a timer function therefore, if the extension cup is used the controller will need to be re-started to complete the dose.

Battery Power:

Battery Type: 7.4V Li-ion rechargeable battery. Use the Nortev supplied battery only. Use of another type of battery may present a risk of fire or explosion. Operating Time: >3 hours from fully charged.

Battery Charging:

Use the Nortev supplied charger only. Use of an alternative charger may present a risk of fire or explosion. The battery charging time is approximately 2 hours.

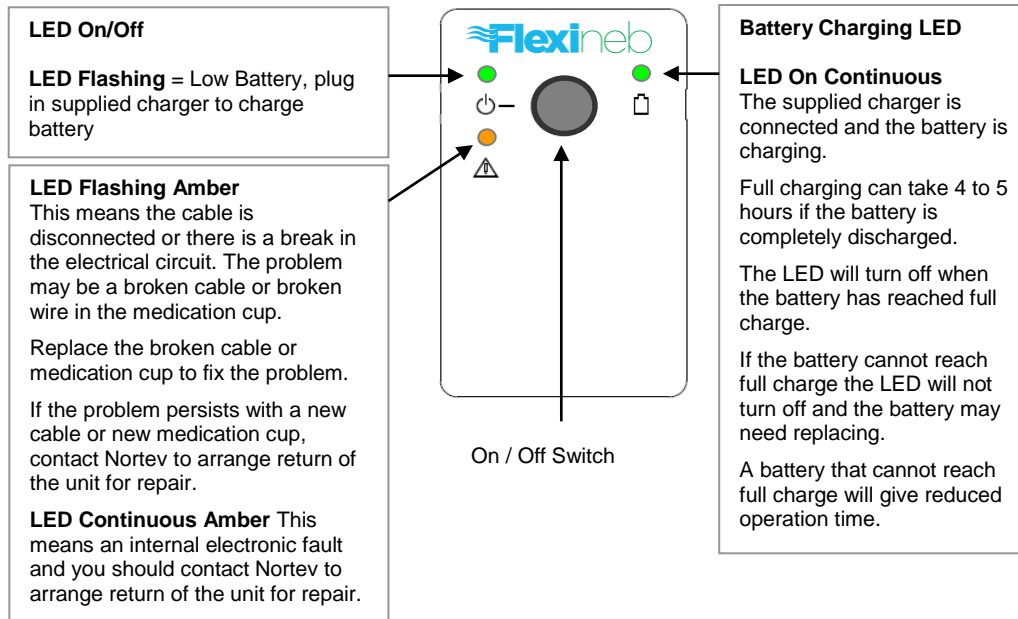
Mains Power Supply:

The Flexineb™ can also be operated using the Power Supply provided with the system. The same Power Supply charges the battery. Use the Nortev Power Supply only. Use of an alternative Power Supply may present a risk of fire or explosion.

Environmental Conditions:

Operating: 5°C to 45°C and up to 95% RH
Storage and Transportation: -20°C to +45°C and 15% to 95% RH

Controller Functions



Troubleshooting Guide	
Problem	Check the following
There is no aerosol output from the medication cup or the aerosol output is weak	<p>Clean the medication cup as instructed using the Cleaning and Disinfecting Instructions provided.</p> <p>Check that the drug or liquid used is listed on the Nortev Drug Table supplied with the device. If the drug or liquid used is not listed check compatibility with Nortev before use.</p> <p>Note that some drugs require dilution for nebulisation. Refer to drug table supplied.</p> <p>The medication cup may be at end of life depending on usage and drugs nebulised. The mesh in the medication cup may be worn out and liquid leaks through.</p>
The aerosol chamber on the front of the mask does not empty when the horse inhales	<p>Check that the vents in the bottom of the mask are closed and exit valve is inserted and working correctly.</p> <p>Check that mask is fitted properly and creating a good seal around the head of the horse.</p>
The horse becomes uneasy during use	Some horses may reject the smell or taste of some medications and become uneasy during use. Check that the Inlet Valve and Exit Valve are functioning correctly and the horse is getting adequate air intake.
Controller Issues	Refer to Controller Function diagram

Maintenance

Medication Cup: See Cleaning and Disinfecting Instructions provided for details.

For continuity of treatment it is highly recommended to carry spare medication cups

Mask: See Cleaning and Disinfecting provided for details.

Controller: To maintain the function of the electronic controller it must be used and stored in dry conditions. To maintain the battery function it must be charged when the assigned LED flashes green. Do not immerse the controller in water or any liquid.

Warranty

Mask Assembly (excluding valves), Controller (excluding battery) and Cable, Power Supply (charger): 12 months. Battery: 6 months. The Medication Cup is a wearing part and its life is very dependent on drugs nebulised and how well it is maintained therefore it is not covered by warranty. Damage caused by improper handling or misuse is not covered by warranty.

Compliance

Flexineb complies with the essential requirements of all relevant European Directives and Harmonised Standards

Contact

For general, technical and scientific information check out our [website: www.FlexinebUS.com](http://www.FlexinebUS.com)
To order replacement parts visit our online shop or call our customer service line

Customer Service call 859 953-1574 Email: Sales@FlexinebUS.com

Address: FlexinebUS, C/o Wire2Wire Vet Products LLC, 1040 Hume-Bedford Road, Paris, Kentucky 40361